

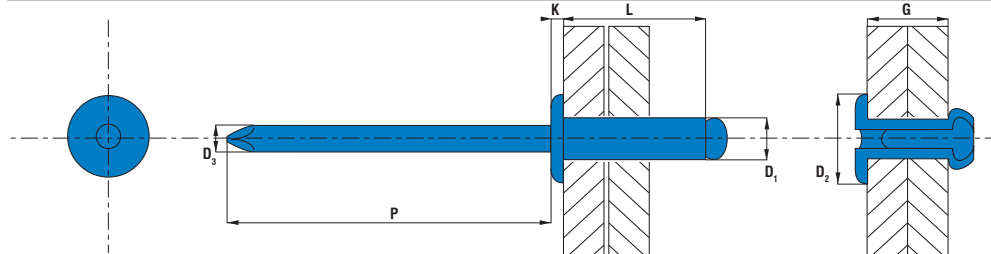
# SD OPEN TYPE 3.0/3.2/4.0



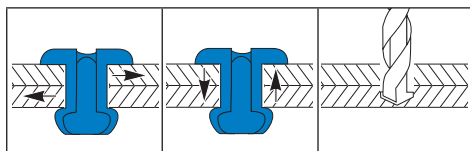
SD3.0-4.0FICHE

For installation information please refer to the tooling overview and manuals on our website [www.scell-it.com](http://www.scell-it.com)  
 Pour les conditions de pose, merci de vous référer à la description de l'outil et aux manuels disponibles sur notre site web.  
 Angaben zur Verarbeitung entnehmen Sie bitte der Geräteübersicht und den Betriebsanleitungen auf unserer Website.  
 Pro informace ohledně montáže navštivte naše webové stránky nebo nahlédněte do manuálu k nářadí.

ENGLISH	FRANÇAIS	DEUTSCH	CZECH
Mandrel : Steel	Tige : Acier	Dorn : Stahl	trn : Ocel
Body : Steel	Corps : Acier	Körper : Stahl	dřík : Ocel
Dome head	Tête plate	Flachrundkopf	plochá hlava



PART NO/REF	D <sub>1</sub>	L	D <sub>2</sub>	K	D <sub>3</sub>	P	G
	Ø (mm)	(mm)+1.0 / -0.2	Ø (mm)	(mm)	Ø (mm)	mini (mm)	min-max (mm)
SD3006	3.0 +0.08 / -0.10	6.0	6.5 -0.7 / +0.0	0.80 -0.2 / +0.2	1.90	27	1.5-3.0
SD3008		8.0					3.0-5.0
SD3010		10.0					5.0-7.0
SD3012		12.0					7.0-9.0
SD3206	3.2 +0.08 / -0.10	6.0	6.5 -0.7 / +0.0	0.80 -0.2 / +0.2	2.00	27	1.5-3.0
SD3208		8.0					3.0-5.0
SD3210		10.0					5.0-7.0
SD3212		12.0					7.0-9.0
SD3214		14.0					9.0-11.0
SD3216	16.0	11.0-13.0					
SD4006	4.0 +0.08 / -0.15	6.0	8.0 -1.0 / +0.0	1.00 -0.3 / +0.3	2.50	27	0.5-2.5
SD4008		8.0					2.5-4.5
SD4010		10.0					4.5-6.5
SD4012		12.0					6.5-8.5
SD4014		14.0					8.5-10.5
SD4016		16.0					10.5-12.5
SD4018		18.0					12.5-14.5
SD4020		20.0					14.5-16.5



D <sub>1</sub> (mm)	(N)	(N)	Ø (mm)
3.0	950	1 125	3.1
3.2	1 100	1 285	3.3
4.0	1 700	2 200	4.1

UNIT PLANT CERTIFICATES



ISO 9001:2000  
TS 16949

**Scell-it®**  
Engineering & Development

© 2009 Blue future Intellectual Properties

Data shown are subject to change without prior notice as a result of continuous product development and improvement policy.  
Your local Scell-it representative is at your disposal should you need to confirm latest information.

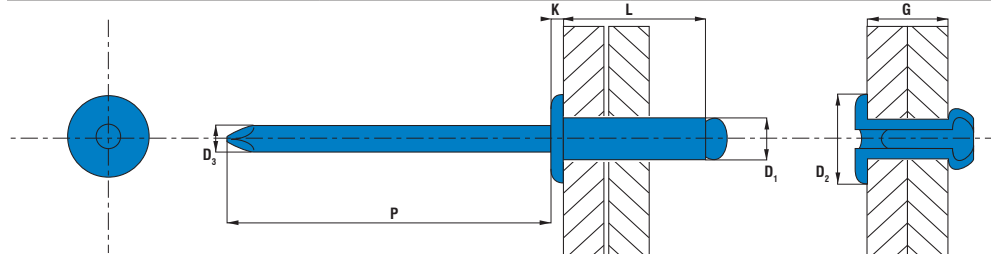
# SD OPEN TYPE 4.8/6.0/6.4



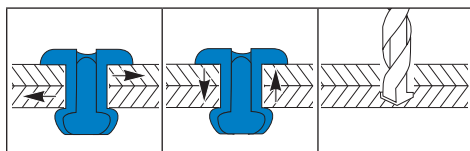
SD4.8-6.4FICHE

For installation information please refer to the tooling overview and manuals on our website [www.scell-it.com](http://www.scell-it.com)  
 Pour les conditions de pose, merci de vous référer à la description de l'outil et aux manuels disponibles sur notre site web.  
 Angaben zur Verarbeitung entnehmen Sie bitte der Geräteübersicht und den Betriebsanleitungen auf unserer Website.  
 Pro informace ohledně montáže navštivte naše webové stránky nebo nahlédněte do manuálu k nářadí.

ENGLISH	FRANÇAIS	DEUTSCH	CZECH
Mandrel : Steel	Tige : Acier	Dorn : Stahl	trn : Ocel
Body : Steel	Corps : Acier	Körper : Stahl	dřík : Ocel
Dome head	Tête plate	Flachrundkopf	plochá hlava



PART NO/REF	D <sub>1</sub>	L	D <sub>2</sub>	K	D <sub>3</sub>	P	G
	Ø (mm)	(mm)+0.9 / -0.0	Ø (mm)	(mm)	Ø (mm)	mini (mm)	min-max (mm)
SD4808	4.8 +0.08 / -0.15	8.0	9.5 -1.0 / +0.0	1.10 -0.3 / +0.3	2.90	27	2.5-4.5
SD4810		10.0					4.5-6.0
SD4812		12.0					6.0-8.0
SD4814		14.0					8.0-10.0
SD4816		16.0					10.0-11.5
SD4818		18.0					11.5-13.5
SD4820		20.0					15.0-15.0
SD4825		25.0					17.0-20.0
SD4830		30.0					20.0-25.0
SD6012		6.0 +0.08 / -0.15					12.0
SD6015	15.0		6.5-9.5				
SD6018	18.0		9.5-12.5				
SD6022	22.0		12.5-16.0				
SD6026	26.0		16.0-19.0				
SD6412	6.4 +0.08 / -0.15	12.0	13.0 -1.5 / +0.0	1.80 -0.4 / +0.4	3.80	31	3.0-6.0
SD6415		15.0					6.0-9.0
SD6418		18.0					9.0-12.0
SD6422		22.0					12.0-16.0
SD6426		26.0					16.0-20.0
SD6430		30.0					19.0-24.0



D <sub>1</sub> (mm)	(N)	(N)	Ø (mm)
4.8	2 300	2 920	4.9
6.0	4 300	5 020	6.1
6.4	4 900	5 700	6.5

UNIT PLANT CERTIFICATES



ISO 9001:2000  
TS 16949

Scell-it®

Engineering & Development

© 2009 Blue future Intellectual Proterities

Data shown are subject to change without prior notice as a result of continuous product development and improvement policy.  
 Your local Scell-it representative is at your disposal should you need to confirm latest information.

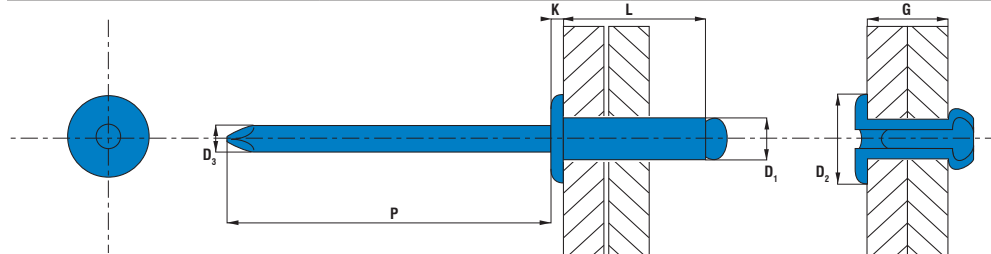
# SD OPEN TYPE 4.8/6.0/6.4



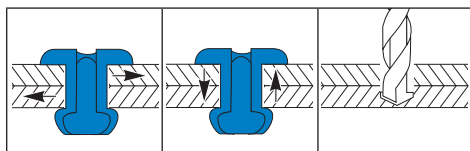
SD4.8-6.4FICHE

For installation information please refer to the tooling overview and manuals on our website [www.scell-it.com](http://www.scell-it.com)  
 Pour les conditions de pose, merci de vous référer à la description de l'outil et aux manuels disponibles sur notre site web.  
 Angaben zur Verarbeitung entnehmen Sie bitte der Geräteübersicht und den Betriebsanleitungen auf unserer Website.  
 Pro informace ohledně montáže navštivte naše webové stránky nebo nahlédněte do manuálu k nářadí.

ENGLISH	FRANÇAIS	DEUTSCH	CZECH
Mandrel : Steel	Tige : Acier	Dorn : Stahl	trn : Ocel
Body : Steel	Corps : Acier	Körper : Stahl	dřík : Ocel
Dome head	Tête plate	Flachrundkopf	plochá hlava



PART NO/REF	D <sub>1</sub>	L	D <sub>2</sub>	K	D <sub>3</sub>	P	G
	Ø (mm)	(mm)+0.9 / -0.0	Ø (mm)	(mm)	Ø (mm)	mini (mm)	min-max (mm)
SD4808	4.8 +0.08 / -0.15	8.0	9.5 -1.0 / +0.0	1.10 -0.3 / +0.3	2.90	27	2.5-4.5
SD4810		10.0					4.5-6.0
SD4812		12.0					6.0-8.0
SD4814		14.0					8.0-10.0
SD4816		16.0					10.0-11.5
SD4818		18.0					11.5-13.5
SD4820		20.0					15.0-15.0
SD4825		25.0					17.0-20.0
SD4830		30.0					20.0-25.0
SD6012		6.0 +0.08 / -0.15					12.0
SD6015	15.0		6.5-9.5				
SD6018	18.0		9.5-12.5				
SD6022	22.0		12.5-16.0				
SD6026	26.0		16.0-19.0				
SD6412	6.4 +0.08 / -0.15	12.0	13.0 -1.5 / +0.0	1.80 -0.4 / +0.4	3.80	31	3.0-6.0
SD6415		15.0					6.0-9.0
SD6418		18.0					9.0-12.0
SD6422		22.0					12.0-16.0
SD6426		26.0					16.0-20.0
SD6430		30.0					19.0-24.0



D <sub>1</sub> (mm)	(N)	(N)	Ø (mm)
4.8	2 300	2 920	4.9
6.0	4 300	5 020	6.1
6.4	4 900	5 700	6.5

UNIT PLANT CERTIFICATES



ISO 9001:2000  
TS 16949

Scell-it®

Engineering & Development

© 2009 Blue future Intellectual Properties

Data shown are subject to change without prior notice as a result of continuous product development and improvement policy.  
 Your local Scell-it representative is at your disposal should you need to confirm latest information.